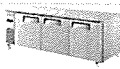









Schedule of Items
Quote No QT00191181

No	Image	Plan	Code	Description	Qty	Rate (Rounded)	Value
1.		CK6 H	EMB92	Blue Seal G56D Gas Range with Gas Convection Oven - Gas range with gas convection oven - 900mm. 6 x cast iron open burners @ 28MJ/hr each. Full flame failure protection to all burners. GN 2/1 gas convection oven with 30MJ/hr burner. Thermostatic control: 50°C - 320°C. Supplied with 2 x chrome wire oven racks. Overall dimensions: 900mm W x 812mm D x 915mm H	1		
2.		CKD C	EDF5	Festive Devon DCI12 Chilled Display Countertop display unit with Drop in integral condenser in cradle Display area 1.9m2 3 adjustable shelves plus base Stainless Steel Finish Standard Operating temp @ 32 deg C between 3- 5 deg C Rear doors sliding front fixed Top down LED lighting Sure Vap self evaporating System Dimensions: 1200mmW x 640mmD x 830mmH 240V / 50Hz / 10amp	1		
3.		CKDF	ERD72	Delta Essentials Backbar Bottle Cooler 3 Sliding Glass Door Self-evaporating an digital contro Operating Temperature: +1°C to +7°C /1 / 320L External Dimensions: 1350mmW x 520mmD x 850mmH / 82kg Power Supply: 220V-240V, 50Hz, 10amp	2		
4.			Z75	Dishwasher outlet bench Dimensions 2820mm x 700mm Complete with 150mm booxed updtand and right hand end upstand x1 TR4 tube frame and single base shelf	1		
5.		CKD W	EW8	Starline M2 Passthrough Dishwasher. Cleans 1,080 plates / 1,500 glasses per hour. Compatible with 500mm international racks. Heavy duty stainless steel construction and componentry, advanced electronic controls and assured final rinse. Soft start wash cycle. Quikstart cycles of 1, 2, and 3 minutes. Low hot water consumption of 2.4L per cycle. Power: 25A 1P or 15A 3PN+E. Service connections for water, pumped waste, detergent, and rinse fluid. Accessories: • 1 x 500mm cup rack. • 2 x 500mm dishrack. • 2 x cutlery containers.	1		

				Dimensions: 705mmW x 720mmD x 1530mmH.			
6.		CKF3	ERE14	EuroChill Summit Undercounter Chiller 1800mm Dimensions: 1800mmW x 700mmD x 840mmH (3 door) Capacity: 470L Operating Temp: +1 ~ +8 deg at 43 deg ambient No of shelves: 3 plus floor	1		
7.		CKFR	EMB131	Blue Seal GT46 Vee-Ray Fryer Gas twin pan fryer - 450mm. Stainless steel pans with 10 year limited warranty. High efficiency infra red burners @ 90MJ/hr. 13L oil capacity per pan. Thermostat range: 145°C - 195°C. Supplied with 2 x fry baskets. Overall dimensions: 450mm W x 812mm D x 915mm H	1		
8.		CKFZ	ERE6	EuroChill Summit 1 Door Upright Freezer Dimensions:685mmW x 800mmD x 2135mmH Capacity:610L Operating Temp: -25 ~ -17 deg C at 43 deg ambient No of shelves: 3 Refrigerant: R404a Voltage: 220V / 50Hz Power: 540w 10amp plug Weight: 140kg	1		
9.		CKG R	EMB76	Blue Seal G516ALS Gas Cooktop on Leg Stand Leg stand gas cooktop - 900mm. 900mm Griddle section. Full Flame Failure Protection to all burners. Supplied with leg stand and undershelf. Fully modular for matched suite finish. Overall dimensions (W x D x H): 900 x 812 x 915 mm	1		
10.		CKW F	Z49	Murdock A171408F + GF1 (Glass Filler)	2		
				<ul style="list-style-type: none"> •Child or Adult ADA Compliant (when properly installed) •Flexible, Low Flow, Anti-Microbial, Anti-Rotation, Non-Squirt Bubbler •Granite Powder Coated Apron and One-Piece Bottom Wrapper •100-Mesh Inlet Strainer •Hanging Bracket provided •Auto-stop allows Cartridge and Strainer service without shutting off water supply •Glass Filler 			
11.			Z75	Dishwasher stainless steel inlet bench. Dimensions 1975mmLx700mmWx900mmH Complete with 150mm boxed rear upstand x1 HF19 Bowl welded in x1 TR4 tube frame single base shelf	1		



12		CKPS	SS103	Simply Stainless Bench Infill 300mmL Blue Seal Profile 300mm W x 812mm D x 900mm H Blue seal profiled upstand Full undershelf Stainless steel legsets	1		
13		W02	SS106	Simply Stainless Bench Infill 900 Blue Seal Profile Stainless infill bench Stainless legsets Stainless flat undershelf Boxed upstand Dimensions: 900mm W 812mm D 900mm H	1		
14		BEN CH	Z75	Stainless steel veg prep sink bench 2095mmx700mmx900mmh with 150mm boxes rear upstand antispill egde x1 HF17 Bowl welded in x1 TR2 and x1 TR2frame and singlre base shelf	1		
15			Z75	Stainless Steel Wall linings to run along the back wall upto 2400mm	1		
16		HOO D	SD40	Delta Economy Stainless Extraction hood - B/Type 3000mm 304 Stainless steel box type hood Removable grease drawers Includes honeycomb grease filters 50cm sq Meet the minimum standards of the NZ Building Code G43.3.3.a Comply with AS1668.2. Dimensions: 3000 x 1100 x 700	1		
17			Z66	Stainless Steel installation of the benches.	1		
						Subtotal(exGST)	

Please note: any Z coded item/s in the item schedule cannot be returned for credit.

Installation Schedule

No	Code	Description	Qty	Rate (Rounded)	Value
1.	Z81	Equipment installation	1		
					Subtotal(exGST)